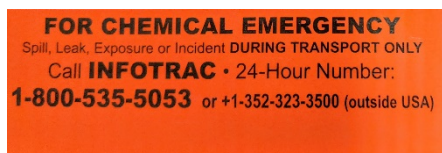


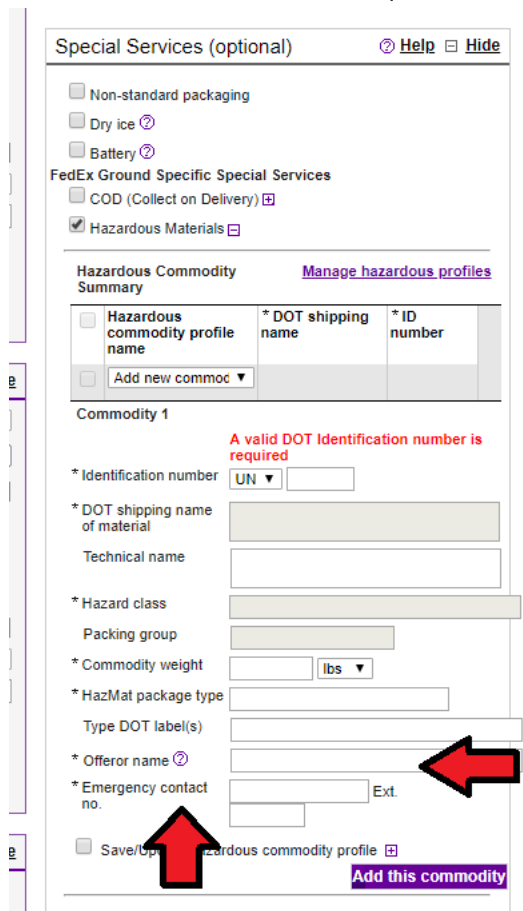
## Infotrac Emergency Contact and Response

The process is pretty simple. Just need to use the following information when completing the shipping paperwork.

- Offerer name: **UNIVERSITY OF NOTRE DAME** \*
  - \*Note: If it will not fit in the text box, try “UNIV NOTRE DAME” instead.
- Domestic emergency response telephone number: **1-800-535-5053** \*
  - This number is good in all (50) states including Canada and Mexico, all providences.
  - \* Note: If it will not fit in the text box, try “8005355053” instead.
- International emergency response telephone number: **1-352-323-3500**
- Contract #: **111082**
  - This needs to be on the shipping paperwork somewhere.
- There are orange stickers (shown below) available to place on the package prior to shipping.
  - Contact RMS to request orange stickers.



Hazmat section of FedEx website (shown below):



Special Services (optional) [Help](#) [Hide](#)

Non-standard packaging

Dry ice [?](#)

Battery [?](#)

FedEx Ground Specific Special Services

COD (Collect on Delivery) [?](#)

Hazardous Materials [?](#)

Hazardous Commodity [Manage hazardous profiles](#)

Summary

<input type="checkbox"/> Hazardous commodity profile name	* DOT shipping name	* ID number
<input type="checkbox"/> Add new commod ▼		

Commodity 1

**A valid DOT Identification number is required**

\* Identification number UN ▼

\* DOT shipping name of material

Technical name


\* Hazard class

Packing group

\* Commodity weight  lbs ▼

\* HazMat package type

Type DOT label(s)

\* Offeror name [?](#)  

\* Emergency contact no.  Ext.

Save/Update hazardous commodity profile [?](#)

[Add this commodity](#)

The last thing to do is call 800-535-5053 to notify Infotrac of your hazmat shipment. They will request a copy of the SDS and tracking information.